

2023-24 Annual Report WHEELER CENTRAL SCHOOLS

This Annual Report is intended to provide a “snapshot” of information for district patrons. The information is based on the 2023-24 School year. This report is produced by the Superintendent. All comments and questions concerning this report should be directed to the superintendent at 308-654-3273. Thank you.

District Geography

District 45 is made up of land that sits in four counties - Greely, Garfield, Holt, and Wheeler - which includes the two small communities of Bartlett and Ericson.

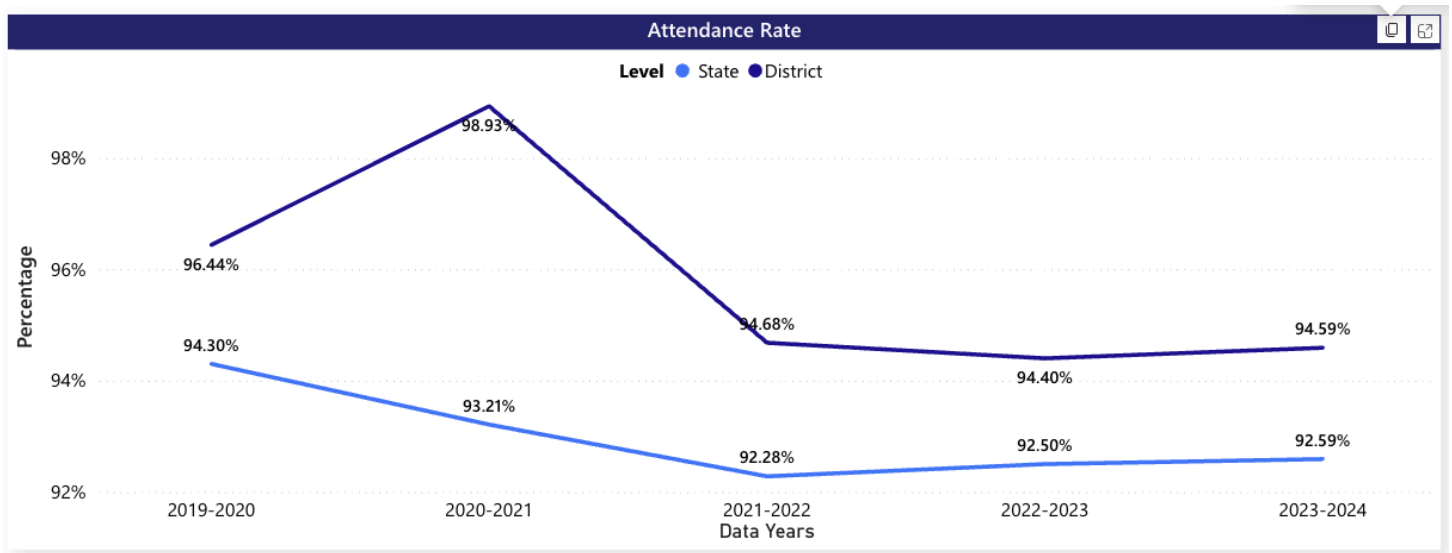
School Board

District 45 is governed by a six member board. Current board members are Jessie Swick (Vice-President), Drew Kasselder (President), Zach Wright (Treasurer), Andrew Smith (Secretary), Adam Freouf, and Dennis Derner. Andrea Pelster serves as the board clerk.

2023-24 Student Membership

▲ Data Years	PK	KG	G01	G02	G03	G04	G05	G06	G07	G08	G09	G10	G11	G12	Total
2023-2024	19	7	9	10	14	11	7	7	6	10	9	9	7	3	128
2022-2023	23	8	11	13	9	8	7	4	10	10	6	7	6	5	127
2021-2022	21	9	13	8	7	6	4	10	10	5	5	6	4	6	114
2020-2021	21	11	9	5	6	6	10	9	5	5	5	4	7	3	106
2019-2020	23	8	4	7	5	10	6	7	5	9	3	8	5	5	105
2018-2019	20	7	7	5	11	4	6	5	10	4	8	4	6	2	99
2017-2018	20	9	7	11	6	7	7	10	7	8	4	4	1	11	112
2016-2017	18	7	11	6	7	5	9	6	8	3	4	1	11	5	101
2015-2016	15	10	7	5	7	4	5	9	3	4	1	10	5	8	93
2014-2015	15	5	6	5	4	6	8	4	4	1	10	7	8	9	92
2013-2014	20	5	5	2	7	9	5	5	2	10	8	8	9	10	105
2012-2013	20	6	2	7	7	4	5	5	10	9	8	8	12	13	116

2023-24 Attendance Rate



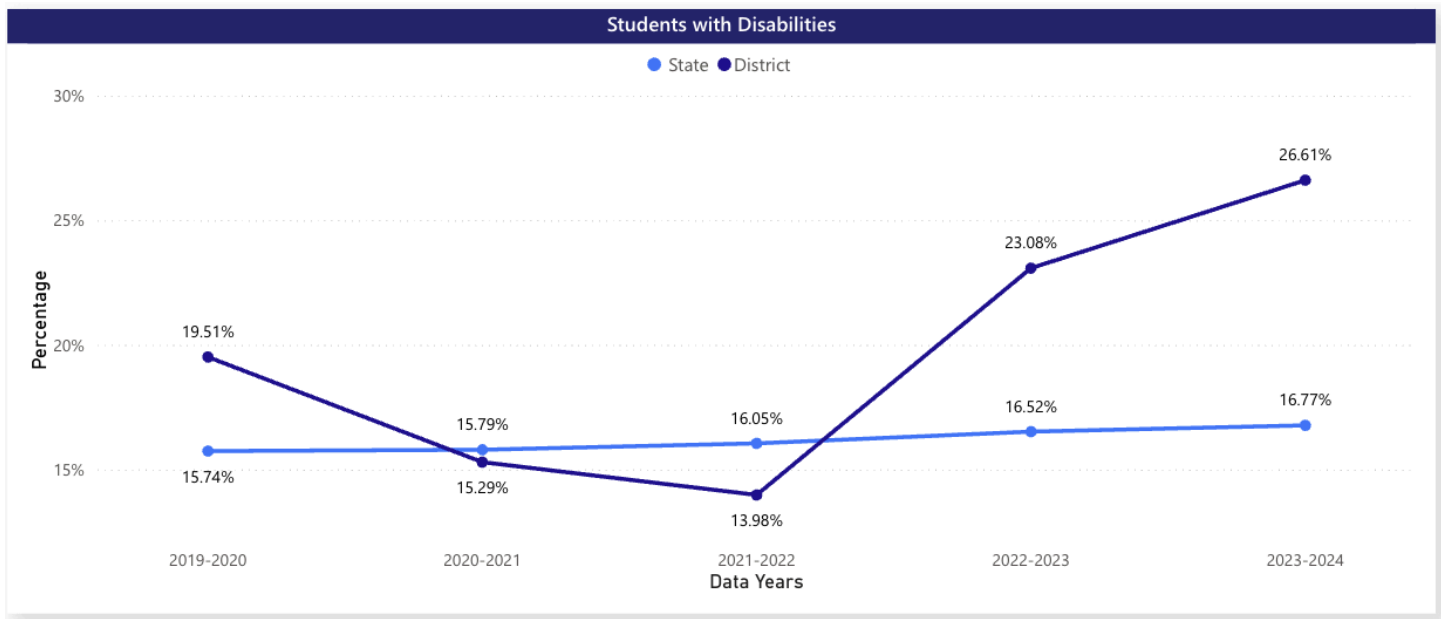
2023-24 Financial Receipts

Description	Receipts	Percent
Local Receipts	\$3,218,847	75.21%
County Receipts	\$12,057	0.28%
State Receipts other than TEEOSA	\$670,815	15.67%
State Aid (TEEOSA)	\$179,311	4.19%
Federal Receipts	\$197,013	4.60%
Total Other Financing Sources	\$1,987	0.05%
Total Receipts	\$4,280,030	100.00%

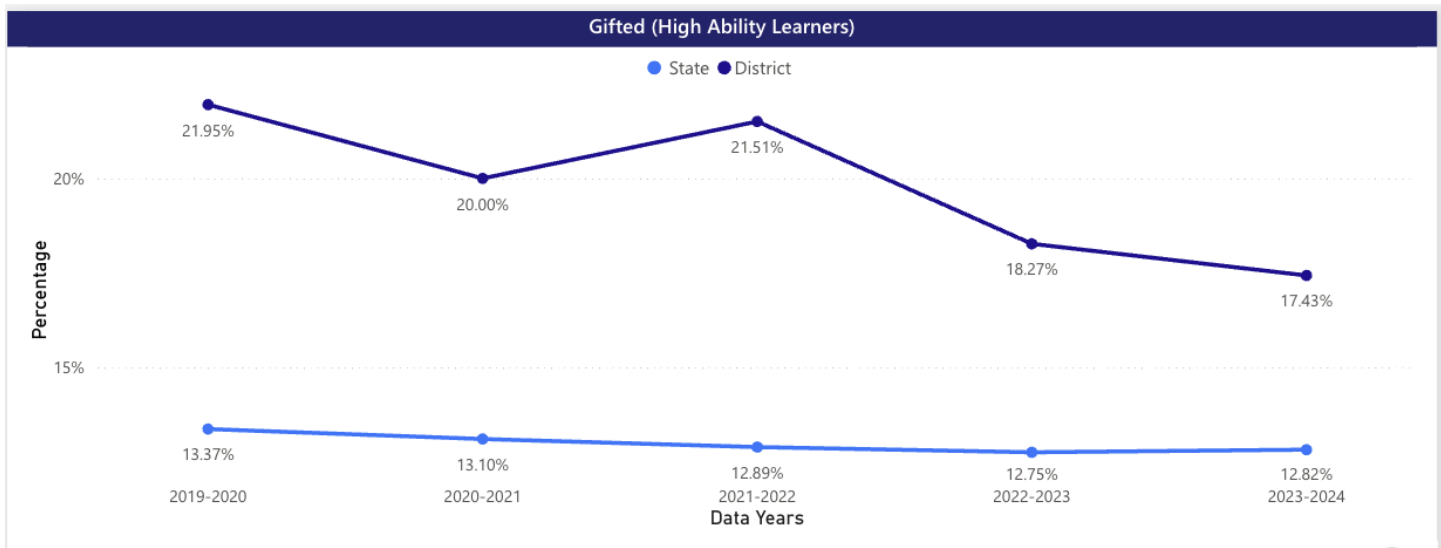
2023-24 Financial Expenditures

Description	Expenditures	Percent
All Instruction Expenditures	\$2,098,024	56.35%
Support Services - Students	\$129,989	3.49%
Support Services - Instruction	\$170,804	4.59%
General Administration	\$259,369	6.97%
Office of the Principal Expenditures	\$148,260	3.98%
Central Services	\$100,714	2.70%
Maintenance & Operation Expenditures	\$296,004	7.95%
Support Services - Pupils Transportation	\$294,329	7.90%
State Categorical Programs	\$3,788	0.10%
Other Expenditures	\$53,356	1.43%
Total Federal Programs	\$168,850	4.53%
Total Disbursements	\$3,723,487	100.00%

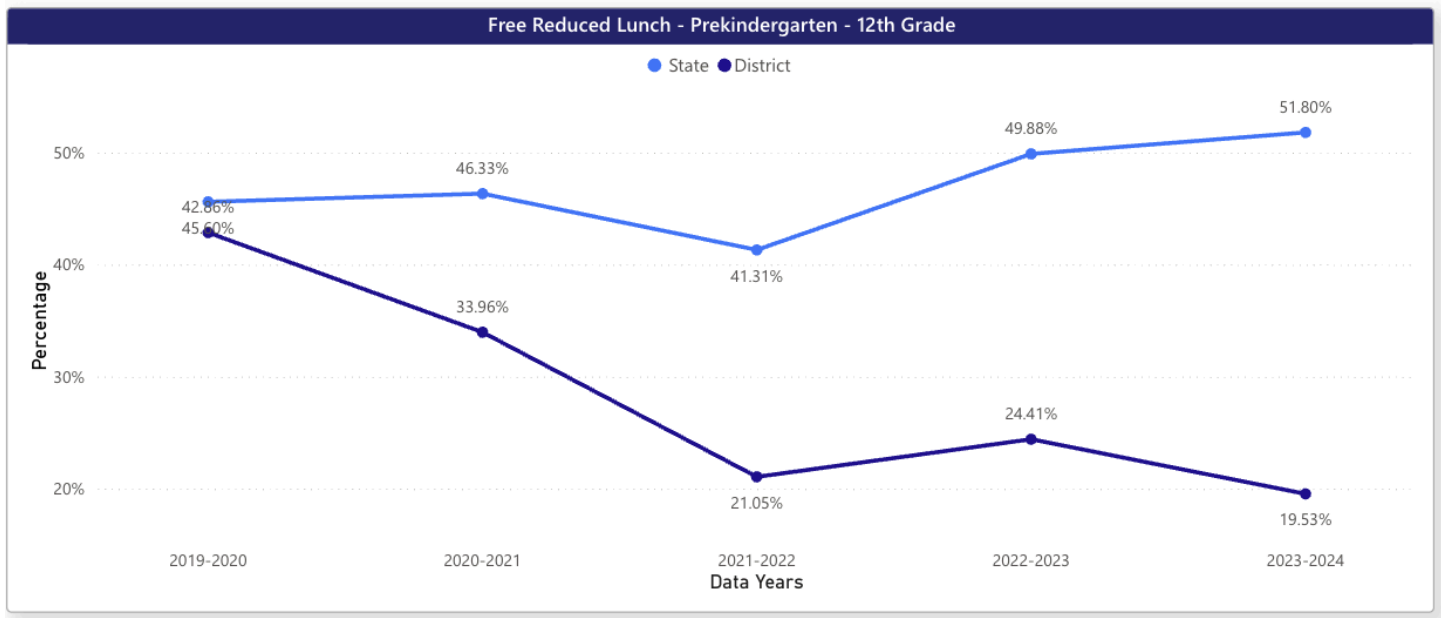
Student with Disabilities



Gifted Students



Free and Reduced Lunch



NSCAS Combined Results for all Grades Tested

Data Years	English Language Arts	Mathematics	Science
2023-2024	73.58%	60.38%	72.22%
2022-2023	46.00%	48.00%	76.47%
2021-2022	33.33%	40.48%	75.00%
2020-2021	34.88%	39.53%	0.00%